

QUANTUS INSIGHTS

Trump Approval Poll

October 9, 2025

QuantusInsights.org | @QuantusInsights on X
Authorized by Jason Corley, Lead Pollster & Co-Founder

Methodology Summary

Methodology Summary

Sample: 1000 likely-registered voters | Fielded October 6–8 | Published October 9, 2025 | National Survey
Mode: Mixed-mode approach using opt-in online panels and SMS outreach to improve demographic and geographic reach
Margin of Error: $\pm 3.3\%$ at 95% confidence | Sponsor: Quantus Insights Funded | See unweighted cross tabs [here](#).

Weighting & Adjustment

- Propensity Modeling: Logistic regression used to estimate and correct for sampling bias based on demographics, vote history, and partisan registration
- Raking (IPF): Calibrated to U.S. Census and voter file benchmarks on Multilevel Poststratification (MPS): Adjusted complex intersections (e.g., race \times age, gender, race/ethnicity, education, region, and party ID: education \times region) using validated subgroup targets (e.g., white non-college men)
- Internal Cell Calibration: Benchmarked subgroup party splits and corrected internal misalignments

Weight Normalization: Trimmed to reduce design effects

- Min: 0.342 | Max: 3.0 | Mean: 1.0 | SD: 0.304
Kish DEFF: 1.09 | Effective N: 916 (of Qualified N = 1000)

Validation & Quality Control

- Benchmarked against Aristotle voter file data for turnout patterns and partisan alignment
- Included attention-check items, straight-lining detection, and response time filters
- Cross-validated results with recent probability-based surveys for external accuracy

Post-Election Context:

- This wave is a sentiment survey of registered voters with likely voter screen
- Designed to capture voter attitudes and approval dynamics for presidential job approval
- Results reflect calibrated, weighted opinion snapshots grounded in voter file alignment and rigorous demographic balancing

This methodology reflects Quantus Insights' commitment to rigorous, transparent polling. By combining advanced weighting, behavioral modeling, and voter file calibration, we aim to produce accurate, representative snapshots of public opinion. Grounded in both performance

Breakdown

**President Trump – Approval,
Israel/Gaza Peace Deal,
Congressional Ballot, and Voter
Opinions**

Presidential Approval

Q1. Since January 2025, do you approve or disapprove of the way Donald Trump has handled his job as President?

■ Approve ■ Not sure ■ Disapprove



Presidential Approval

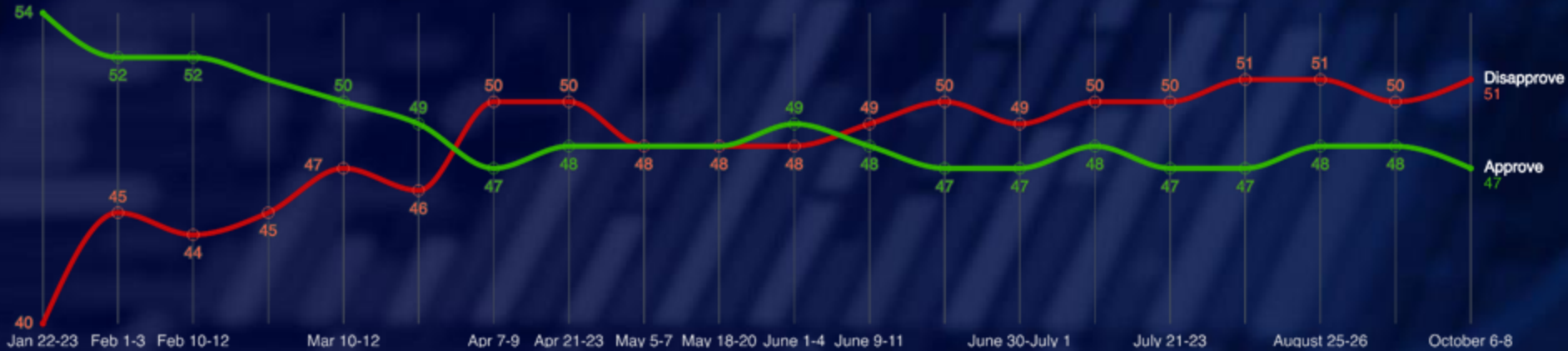
By Demographics

■ Trump Approval ■ Disapproval ■ Unsure



Presidential Approval

January 20, 2025 – October 8, 2025



Economy

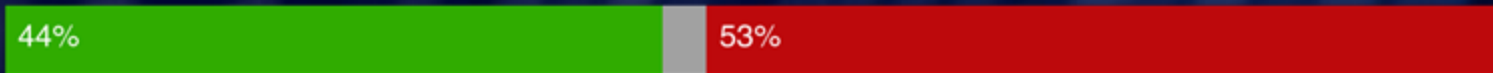
Q2. Do you approve or disapprove of the way Donald Trump is handling the economy?

■ Approve ■ Not sure ■ Disapprove

Topline Average

44%

53%



Israel & Gaza Peace Plan

Q3. A recent agreement – announced by President Trump – includes a ceasefire between Hamas and Israel, the release of the remaining Israeli hostages in exchange for Palestinian prisoners, and a plan to transfer Gaza governance to an independent Palestinian authority.

Do you support or oppose this agreement?


Support Unsure Oppose



U.S. Congressional Elections

Q4. If the election for U.S. Congress were held today, would you vote for the Republican candidate or the Democratic candidate in your district?

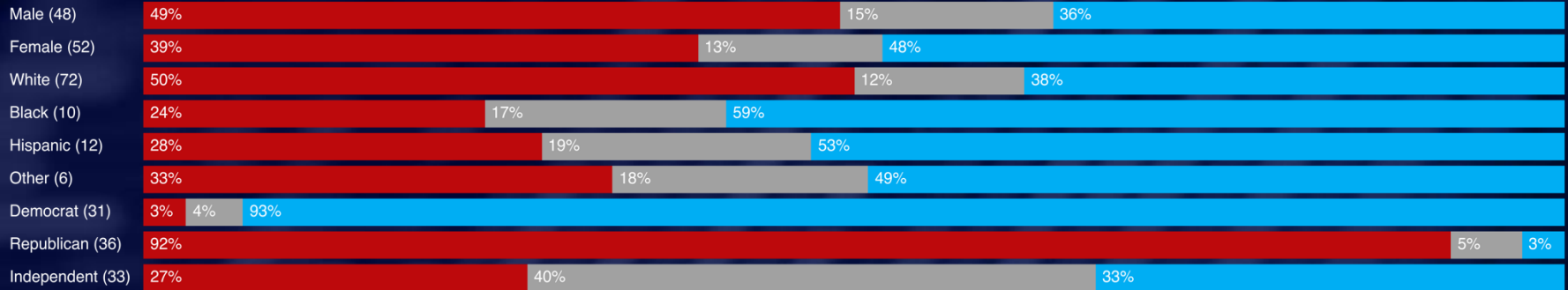
■ Republicans ■ Undecided ■ Democrats



U.S. Congressional Elections

By Demographics

Republican Undecided Democrat



Political Party Alignment

Q5. Thinking about your political views right now, which party do you feel most closely aligned with?

■ Republican Party ■ Democrat Party ■ Independent



Government Shutdown

Q6. Thinking about the recent government shutdown, which party do you believe deserves more of the blame.



Direction of Country

Q7. Thinking about the overall direction of the country right now, which party do you have more confidence in to lead the country in the right direction?

■ Democratic Party ■ Republican Party ■ Unsure



Political Violence

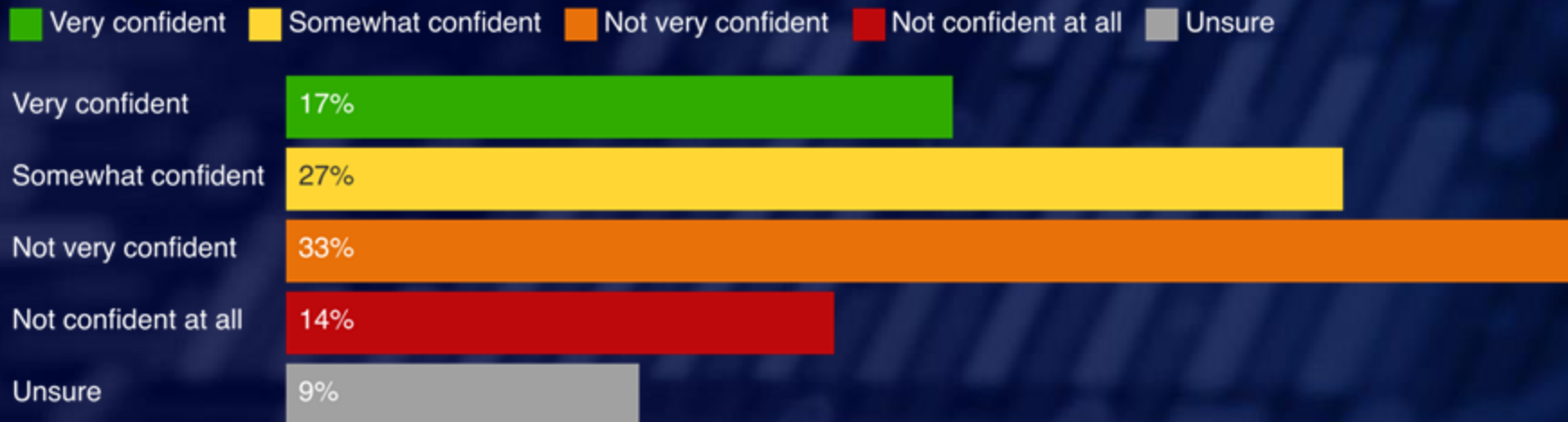
Q8. When it comes to political polarization, acts of political violence, and the use of violent or threatening political rhetoric, which party do you believe is more responsible for contributing to these problems?

Republican Party Democratic Party Both equally Unsure



America's Political System

Q9. How confident are you that America's political system can resolve its major problems without violence or unrest?



Pete Hegseth

Q10. As you may know, Pete Hegseth is serving as the United States Secretary of War in the Trump administration and is seen by some as a future national political figure.

Based on what you know or have heard, do you have a favorable or unfavorable opinion of Pete Hegseth?

■ Favorable ■ Unfavorable ■ Unsure / don't know enough



Trust in News Media

Q11. How much trust do you have in the information you receive from national news media?

■ A great deal ■ Some ■ Not much ■ None at all



QUANTUS INSIGHTS

Recognized during the 2024 cycle as one of America's most accurate and innovative polling firms, we delivered projections that not only held up in the toughest battlegrounds but often led the conversation.

Our results landed within a single point in the crucial Rust-Belt States of Michigan, Pennsylvania, and Wisconsin, and under one point nationally, demonstrating unmatched precision in a noisy and fast-moving political environment.

Quantus Insights continues to do what we do best: deliver actionable intelligence that shapes narratives, elections, public policy, and strategy.

Most Accurate Pollsters of the 2024 US Presidential Election

National Popular Vote

Results	Trump	Harris	Advantage Trump vs Harris	Poll Error
1. AtlasIntel 11/04	50	48.8	1.2	0.3
2. ActVote 11/03	50.5	49.5	1	0.5
3. Quantus Insights 10/30	49.1	48.3	0.8	0.7
4. Social Strategies 10/30	49.9	49.1	0.8	0.7
5. Big Data Poll 10/29	50.1	49.9	0.2	1.3
6. Rasmussen 10/31	49	46	3	1.5
7. J.L. Partners 10/29	50	47	3	1.5
8. Fabrizio/GBAO/WSJ 10/22	49	46	3	1.5
9. TPP Insight 11/03	48	48	0	1.5
10. Hart Research/PDS 11/02	49	49	0	1.5
11. Emerson College 11/02	49	49	0	1.5
12. NYT/Siena 10/23	48	48	0	1.5
13. NBC News 11/02	49	49	0	1.5
14. Leger/NYP 11/04	48.5	49.4	0.9	2.4
15. YouGov 10/31	48	49	1	2.5
16. Patriot Polling 11/03	48.1	49.4	1.3	2.8
17. Research Co. 11/03	46	48	2	3.5
18. Ipsos 10/03	48	50	2	3.5
19. HarrisX 11/02	49	51	2	3.5
20. Morning Consult 10/31	47	49	2	3.5
21. Market College 11/02	47	51	4	5.5

Poll: Trump vs. Harris advantage according to New York Times projection on 11/07/2024.
The ranking considers the last poll released by each pollster up to two weeks (14 days) before Election Day.

AtlasIntel www.atlasintel.org/polls

Get In Touch



Jason Corley
Lead Pollster & Co-Founder



Jack Murphy
CEO & Co-Founder



**For media or research inquiries,
text or call: 833-322-4964**